


CUBO 500

Kitchen Sinks

Code: N365 F50

CUVE CUBO 50X40 AVEC ROBINETTERIE SUR GORGE



DETAILS

Edge/Installation Type Flush-mount | Top-mount

Finish Foster brushed

Material AISI 304 stainless steel

Texture Brushed in line

Base 60 cm

Dimensions 560 x 520 mm

Standard fittings Fixing hooks, gasket, drain, overflow and siphon, boxed packing

Mixer holes 2 standard holes

Built-in hole [View technical data sheet](#)

Drainer	No
Width	56 cm
Bowl dimension	500 x 400 mm
Number of bowls	1 bowl
Waste fitting	Drain with automatic control SPACE

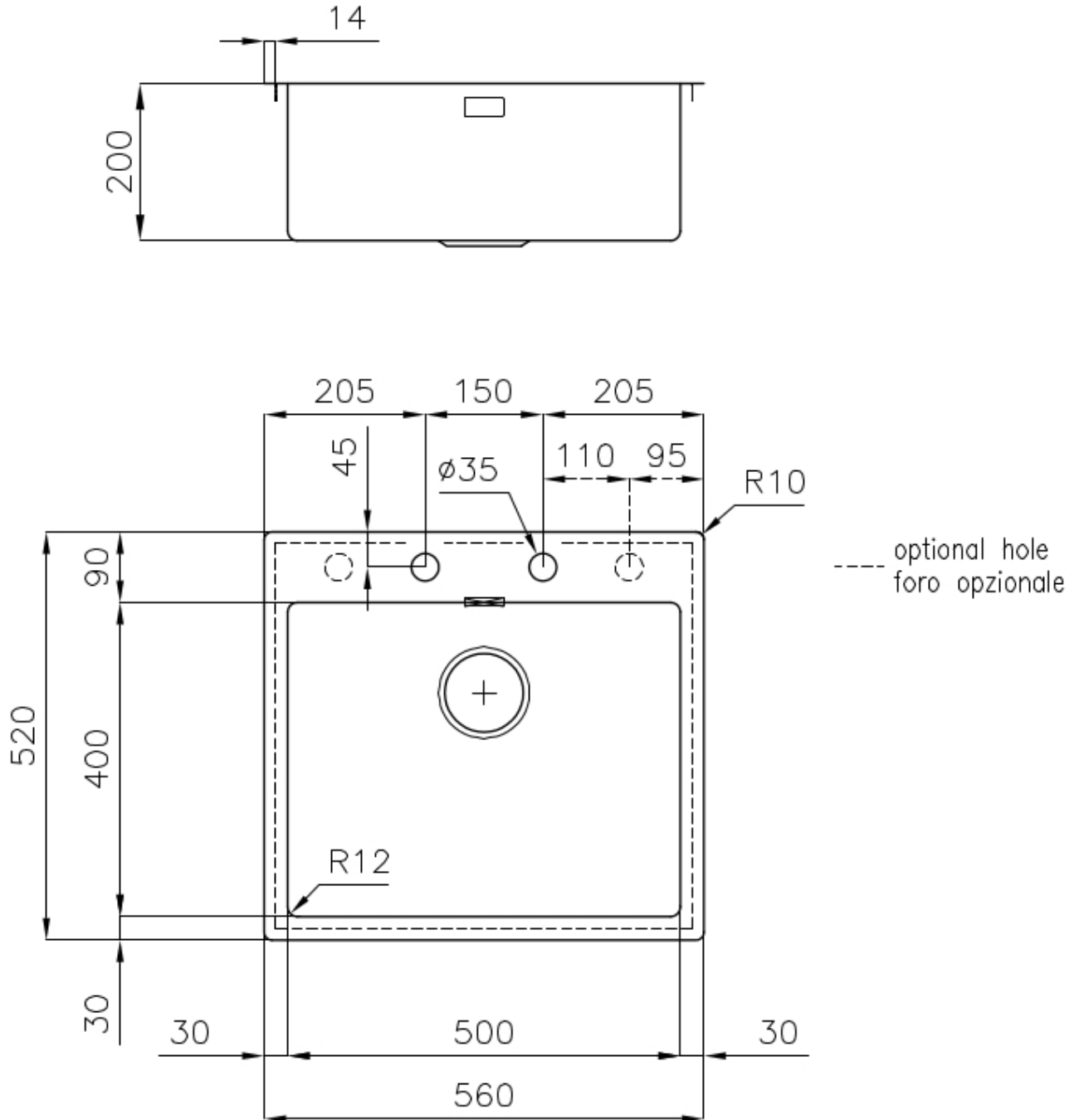
FEATURES

Automatic waste fitting	The waste-fitting with round remote knob is supplied; a practical accessory which makes it unnecessary to get wet in order to drain the water from the bowl.
Deep bowls	This bowls reach an important depth, over 20 cm, thanks to the advanced production technology, that can be offer great capieny and practicity in all the washing operations.
Double mixer hole	The large tap counter is already fitted with a series of 2 tap holes. In the second hole it is possible to install the remote control of the automatic drain or, alternatively, a practical soap dispenser.
High thickness	1mm thick steel. A significant thickness, which guarantees the maximum sturdiness and durability.
Perimetral overflow	The overflow is always a security on the Foster sinks that prevents the overflow of water in case of oversights. The perimeter drain solution improves aesthetics thanks to its square and essential shape.
Save space system	Drain and siphon are designed to leave as much space as possible in the under-sink area, more and more useful today for theseparate waste collection systems.
Small radius	Bowls with squared shapes with a modern design and an increased capacity, for a minimal aesthetics connected with an extreme practicity.

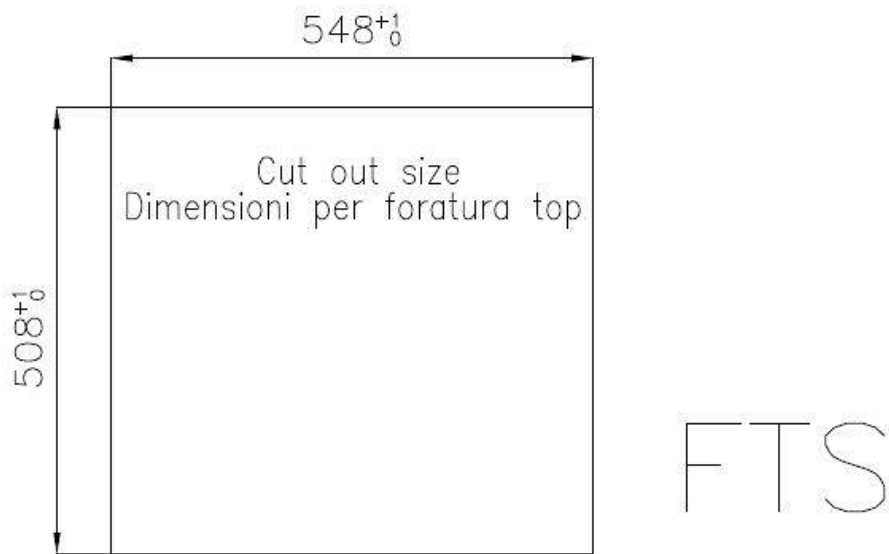
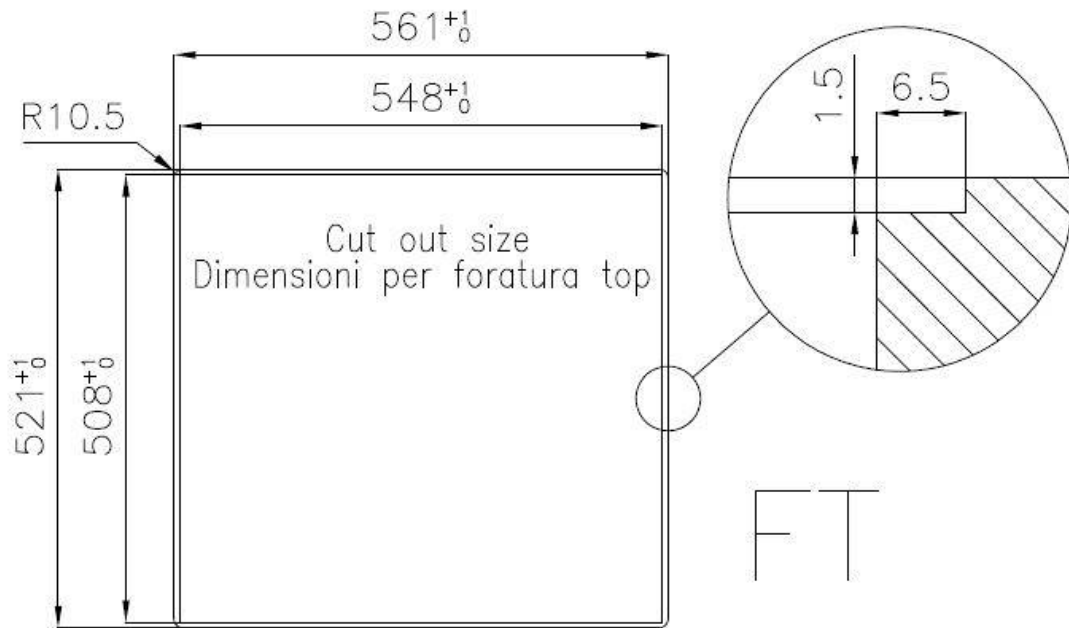
Space waste fitting

The elegant SPACE steel cap closes the drain and leaves no visible residues collected in the basket below. Space also has a small footprint and allows the optimal use of the under-sink compartment.

TECHNICAL DATA



Lavello / Sink cod. 3365 050



GALLERY



OPTIONAL ACCESSORIES



GRILLE POR.ASSIETTES INOX
mm214x379

A100 C03

* only in combination with the accessory
A644 A01



PLANCHE DE DECOUPE DOUBLE
HDPE

A644 A01



CUVETTE INOX PERFOREE

A151 F00

* only in combination with the accessory
A644 A01



CUVETTE PERFOREE INOX

A154 F00

* only in combination with the accessory
A644 F04



CUVETTE PLASTIQUE BLANCHE

A153 A00



GRILLE PORTE-ASSIETTES INOX

250x425

A100 B01



GRILLE PORTE-ASSIETTES INOX
25x35

A100 A54

* only in combination with the accessory
A644 F04



KIT RÂPES ET PLANCHE DE
DECOUPE HDPE

A159 A01

* only in combination with the accessory
A644 A01



PLANCHE DE DECOUPE CRYSTAL
23x41 CM

A631 C00



**PLANCHE DE DECOUPE DOUBLE
IROKO**
A644 F04



**PLANCHE DE DECOUPE HDPE
27x42 CM**
A657 F01